

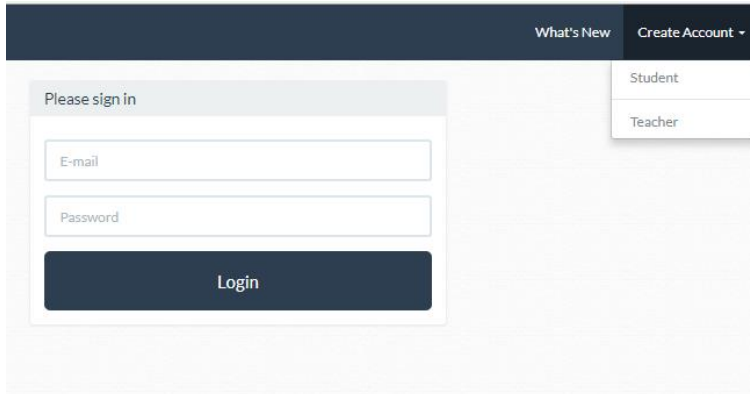
If you are **going into Geometry** in the fall of 2018, the Summer Assignment is on Delta Math under Prof. Kovac's teacher code.

If you've been Prof. Schultz's student this year, you already have a Delta Math account. You just need to switch your teacher. Here's how:

1. Log in to your account and go to "Tools"
 2. Click "Manage Login and Teachers"
 3. Below Teacher / Class Information, click "Add Teacher"
 4. Enter: 741563 in the blank for Teacher Code. Click "Add Teacher" Select that you are in period "Incom. Geometry"
 5. In Assignments, you'll see "Summer HW for incoming Geometry students".
-

If you don't have a Delta Math account, you need to create one:

1. Go to: www.deltamath.com
2. Click Create Account, for Student



The screenshot shows the Delta Math website interface. At the top right, there is a dark blue navigation bar with 'What's New' and 'Create Account' (with a dropdown arrow). Below this, a white box contains a sign-in form with fields for 'E-mail' and 'Password', and a dark blue 'Login' button. To the right of the sign-in form, the 'Create Account' dropdown menu is open, showing two options: 'Student' and 'Teacher'. A black arrow points from the right side of the page towards the 'Student' option in the dropdown menu.

3. Enter Teacher Code: **741563**, and click **Submit**
4. Teacher Verification will pop up with Brandi Kovac's information. Click **Yes**.
5. Fill out the student information using your CSS email. Make a password and select that you are in the Period "Incom. Geometry"
6. Click **Create Account**
7. In Assignments, you'll see "Summer HW for incoming Geometry students".

The assignment is **due Friday, September 7th**. Remember that, when you've completed the required number of problems in a topic, Delta Math does NOT automatically move you to the next problem set. It's up to the student to see when they've completed enough of that section, and start a new topic.

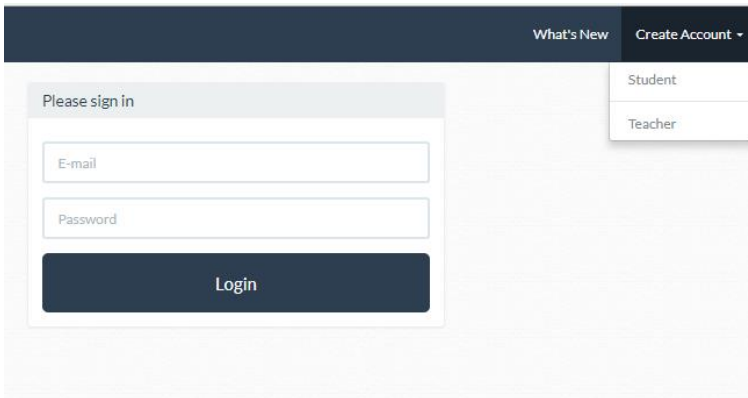
If you are **going into Trig Semester 1** in the fall of 2018, the Summer Assignment is on Delta Math under Prof. Faybyshenko's teacher code.

If you've been Prof. Kovac's student all year, you already have a Delta Math account. You just need to switch your teacher. Here's how:

1. Log in to your account and go to "Tools"
 2. Click "Manage Login and Teachers"
 3. Below Teacher / Class Information, click "Add Teacher"
 4. Enter: 425168 in the blank for Teacher Code. Click "Add Teacher"
 5. In Assignments, you'll see "Summer HW for incoming Trig Sem 1".
-

If you don't have a Delta Math account, you need to create one:

1. Go to: www.deltamath.com
2. Click Create Account, for Student



The screenshot shows the Delta Math website's login and account creation interface. At the top right, there is a dark blue navigation bar with 'What's New' and 'Create Account' (with a dropdown arrow). Below this, on the left, is a 'Please sign in' section with input fields for 'E-mail' and 'Password', and a dark blue 'Login' button. To the right of the login section, the 'Create Account' dropdown menu is open, showing two options: 'Student' and 'Teacher'. A black arrow points from the right towards the 'Create Account' dropdown.

3. Enter Teacher Code: **425168**, and click **Submit**
4. Teacher Verification will pop up with Dmitriy Faybyshenko's information. Click **Yes**.
5. Fill out the student information using your CSS email. Make a password and select that you are in the Period "Incom. Trig Sem 1"
6. Click **Create Account**
7. In Assignments, you'll see "Summer HW for incoming Trig Sem 1".

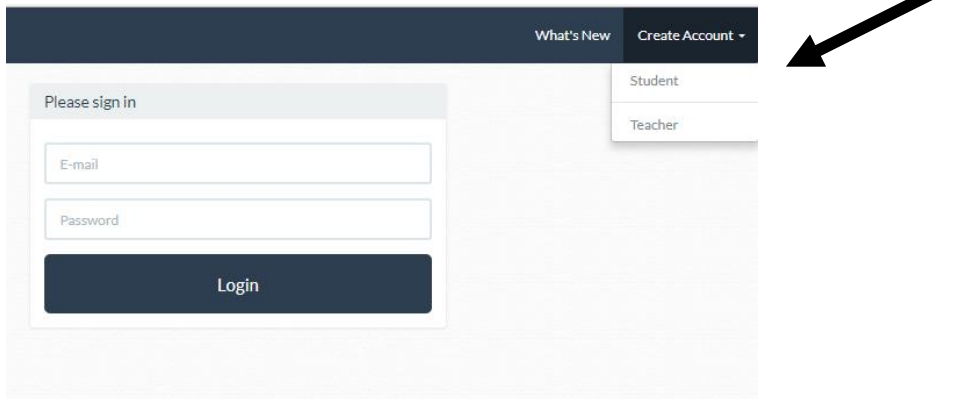
The assignment is **due Friday, September 7th**. Remember that, when you've completed the required number of problems in a topic, Delta Math does NOT automatically move you to the next problem set. It's up to the student to see when they've completed enough of that section, and start a new topic.

If you are **going into Trig Semester 3** in the fall of 2018, the Summer Assignment is on Delta Math under Prof. Faybyshenko's teacher code.

If you've been Prof. Faybyshenko's student all year, you already have a Delta Math account.

If you don't have a Delta Math account, you need to create one:

1. Go to: www.deltamath.com
2. Click Create Account, for Student



The screenshot shows the Delta Math website interface. At the top right, there is a dark blue navigation bar with 'What's New' and 'Create Account' (with a dropdown arrow). Below this, a white box contains a sign-in form with fields for 'E-mail' and 'Password', and a dark blue 'Login' button. To the right of the sign-in form, the 'Create Account' dropdown menu is open, showing two options: 'Student' and 'Teacher'. A large black arrow points from the right side of the page towards the 'Student' option in the dropdown menu.

3. Enter Teacher Code: **425168**, and click **Submit**
4. Teacher Verification will pop up with Dmitriy Faybyshenko's information. Click **Yes**.
3. Fill out the student information using your CSS email. Make a password and select that you are in the Period "Incom. Trig Sem 3"
4. Click **Create Account**
5. In Assignments, you'll see "Summer HW for incoming Trig Sem 3".

The assignment is **due Friday, September 7th**. Remember that, when you've completed the required number of problems in a topic, Delta Math does NOT automatically move you to the next problem set. It's up to the student to see when they've completed enough of that section, and start a new topic.